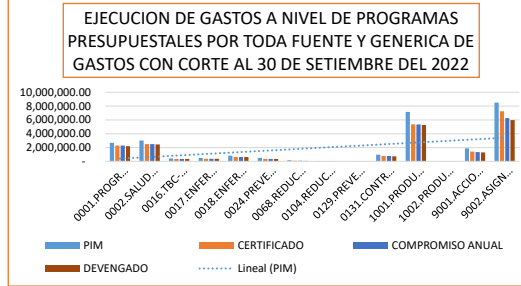


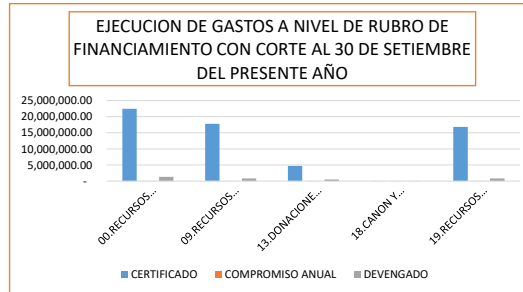
EJECUCION DE GASTOS A NIVEL DE PROGRAMAS PRESUPUESTALES POR TODA FUENTE Y GENERICA DE GASTOS CON CORTE AL 30 DE SETIEMBRE DEL 2022

| PROGRAMAS PRESUPUESTALES | PIM | CERTIFICADO | SALDO AL CERTIFICADO | % AVANCE | COMPROMISO ANUAL | SALDO AL COMPROMISO ANUAL | % AVANCE | DEVENGADO | SALDO AL DEVENGADO | % AVANCE |
|--|----------------------|----------------------|----------------------|--------------|----------------------|---------------------------|--------------|----------------------|---------------------|--------------|
| 0001.PROGRAMA ARTICULADO NUTRICIONA | 2,683,389.00 | 2,281,383.16 | 402,005.84 | 85.02 | 2,276,740.53 | 406,648.47 | 84.85 | 2,194,618.71 | 488,770.29 | 81.79 |
| 0002.SALUD MATERNO NEONATAL | 3,023,726.00 | 2,504,632.29 | 519,093.71 | 82.83 | 2,501,778.03 | 521,947.97 | 82.74 | 2,461,036.02 | 562,689.98 | 81.39 |
| 0016.TBC-VIH/SIDA | 411,919.00 | 348,727.98 | 63,191.02 | 84.66 | 344,823.02 | 67,095.98 | 83.71 | 342,396.02 | 69,522.98 | 83.12 |
| 0017.ENFERMEDADES METAXENICAS Y ZON | 487,686.00 | 367,320.95 | 120,365.05 | 75.32 | 367,319.82 | 120,366.18 | 75.32 | 366,083.82 | 121,602.18 | 75.07 |
| 0018.ENFERMEDADES NO TRANSMISIBLES | 818,289.00 | 633,046.25 | 185,242.75 | 77.36 | 633,045.22 | 185,243.78 | 77.36 | 629,641.62 | 188,647.38 | 76.95 |
| 0024.PREVENCIÓN Y CONTROL DEL CANCER | 503,394.00 | 356,536.02 | 146,857.98 | 70.83 | 356,535.71 | 146,858.29 | 70.83 | 349,839.51 | 153,554.49 | 69.50 |
| 0068.REDUCCION DE VULNERABILIDAD Y ATE | 147,921.00 | 93,961.46 | 53,959.54 | 63.52 | 93,901.19 | 54,019.81 | 63.48 | 66,005.69 | 81,915.31 | 44.62 |
| 0104.REDUCCION DE LA MORTALIDAD POR E | 43,335.00 | 37,186.80 | 6,148.20 | 85.81 | 37,186.72 | 6,148.28 | 85.81 | 28,249.52 | 15,085.48 | 65.19 |
| 0129.PREVENCIÓN Y MANEJO DE CONDICION | 1,240.00 | 1,207.14 | 32.86 | 97.35 | 1,206.88 | 33.12 | 97.33 | 970.38 | 269.62 | 78.26 |
| 0131.CONTROL Y PREVENCIÓN EN SALUD ME | 971,887.00 | 772,889.94 | 198,997.06 | 79.52 | 768,125.62 | 203,761.38 | 79.03 | 732,419.12 | 239,467.88 | 75.36 |
| 1001.PRODUCTOS ESPECIFICOS PARA DESAR | 7,161,596.00 | 5,349,496.02 | 1,812,099.98 | 74.70 | 5,339,763.69 | 1,821,832.31 | 74.56 | 5,260,273.14 | 1,901,322.86 | 73.45 |
| 1002.PRODUCTOS ESPECIFICOS PARA REDUC | 19,985.00 | 11,977.00 | 8,008.00 | 59.93 | 11,369.00 | 8,616.00 | 56.89 | 9,649.00 | 10,336.00 | 48.28 |
| 9001.ACCIONES CENTRALES | 1,887,903.00 | 1,406,208.09 | 481,694.91 | 74.49 | 1,333,715.25 | 554,187.75 | 70.65 | 1,299,649.82 | 588,253.18 | 68.84 |
| 9002.ASIGNACIONES PRESUPUESTARIAS QUE | 8,515,570.00 | 7,245,315.45 | 1,270,254.55 | 85.08 | 6,263,400.64 | 2,252,169.36 | 73.55 | 5,974,100.62 | 2,541,469.38 | 70.16 |
| TOTAL GENERAL | 26,677,840.00 | 21,409,888.55 | 5,267,951.45 | 80.25 | 20,328,911.32 | 6,348,928.68 | 76.20 | 19,757,448.32 | 6,920,391.68 | 74.06 |



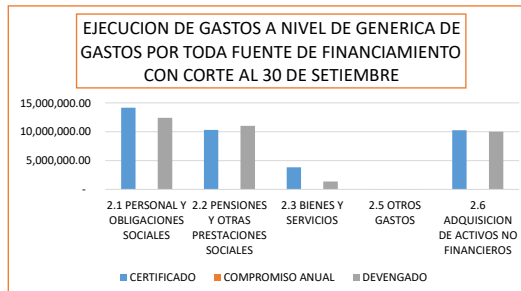
EJECUCION DE GASTOS A NIVEL DE RUBRO DE FINANCIAMIENTO CON CORTE AL 30 DE SETIEMBRE DEL PRESENTE AÑO

| RUBRO | PIM | CERTIFICADO | SALDO AL CERTIFICADO | % AVANCE | COMPROMISO ANUAL | SALDO AL COMPROMISO ANUAL | % AVANCE | DEVENGADO | SALDO AL DEVENGADO | % AVANCE |
|---|----------------------|----------------------|----------------------|--------------|----------------------|---------------------------|--------------|----------------------|---------------------|--------------|
| 00.RECURSOS ORDINARIOS | 22,469,706.00 | 17,776,871.95 | 4,692,834.05 | 79.11 | 16,812,516.40 | 5,657,189.60 | 74.82 | 16,371,681.05 | 6,098,024.95 | 72.86 |
| 09.RECURSOS DIRECTAMENTE RECAUDADOS | 58,532.00 | 32,049.00 | 26,483.00 | 54.75 | 28,799.00 | 29,733.00 | 49.20 | 65,664.58 | 7,132.58 | 112.19 |
| 13.DONACIONES Y TRANSFERENCIAS | 1,320,927.00 | 827,255.99 | 493,671.01 | 62.63 | 811,895.61 | 509,031.39 | 61.46 | 661,663.67 | 659,263.33 | 50.09 |
| 18.CANON Y SOBRECANON, REGALIAS, RENTA DE ADUANAS Y PARTICIPACIONES | 179,335.00 | 124,372.46 | 54,962.54 | 69.35 | 43,550.16 | 135,784.84 | 24.28 | 23,743.66 | 155,591.34 | 13.24 |
| 19.RECURSOS POR OPERACIONES OFICIALES DE CREDITO | 2,649,340.00 | 2,649,339.15 | 0.85 | 100.00 | 2,632,150.15 | 17,189.85 | 99.35 | 2,631,545.61 | 17,794.39 | 99.33 |
| TOTAL GENERAL | 26,677,840.00 | 21,409,888.55 | 5,267,951.45 | 80.25 | 20,328,911.32 | 6,348,928.68 | 76.20 | 19,757,448.32 | 6,920,391.68 | 74.06 |



EJECUCION DE GASTOS A NIVEL DE GENERICA DE GASTOS POR TODA FUENTE DE FINANCIAMIENTO CON CORTE AL 30 DE SETIEMBRE

| GENERICA DE GASTOS | PIM | CERTIFICADO | SALDO AL CERTIFICADO | % AVANCE | COMPROMISO ANUAL | SALDO AL COMPROMISO ANUAL | % AVANCE | DEVENGADO | SALDO AL DEVENGADO | % AVANCE |
|---|----------------------|----------------------|----------------------|--------------|----------------------|---------------------------|--------------|----------------------|---------------------|--------------|
| 2.1 PERSONAL Y OBLIGACIONES SOCIALES | 14,156,125.00 | 10,314,563.35 | 3,841,561.65 | 72.86 | 10,262,900.35 | 3,893,224.65 | 72.50 | 10,257,328.73 | 3,898,796.27 | 72.46 |
| 2.2 PENSIONES Y OTRAS PRESTACIONES SOCIALES | 16,757.00 | 13,384.78 | 3,372.22 | 79.88 | 13,384.78 | 3,372.22 | 79.88 | 13,384.78 | 3,372.22 | 79.88 |
| 2.3 BIENES Y SERVICIOS | 12,407,628.00 | 11,030,776.42 | 1,376,851.58 | 88.90 | 10,004,462.19 | 2,403,165.81 | 80.63 | 9,432,730.48 | 2,974,897.52 | 76.02 |
| 2.5 OTROS GASTOS | 10,000.00 | 7,299.00 | 2,701.00 | 72.99 | 7,299.00 | 2,701.00 | 72.99 | 7,299.00 | 2,701.00 | 72.99 |
| 2.6 ADQUISICION DE ACTIVOS NO FINANCIEROS | 87,330.00 | 43,865.00 | 43,465.00 | 50.23 | 40,865.00 | 46,465.00 | 46.79 | 4,190.00 | 83,140.00 | 4.80 |
| TOTAL GENERAL | 26,677,840.00 | 21,409,888.55 | 5,267,951.45 | 80.25 | 20,328,911.32 | 6,348,928.68 | 76.20 | 19,757,448.32 | 6,920,391.68 | 74.06 |



EJECUCION DE GASTOS A NIVEL DE GENERICA 2.3 EN LA FTE FTO. RO, NO INCLUYE SERVICIOS BASICOS NI CAS, CON CORTE AL 30 DE SETIEMBRE

| CLASIFICADOR DE GASTOS | PIM | CERTIFICADO | SALDO AL CERTIFICADO | % AVANCE | COMPROMISO ANUAL | SALDO AL COMPROMISO ANUAL | % AVANCE | DEVENGADO | SALDO AL DEVENGADO | % AVANCE |
|--|---------------------|---------------------|----------------------|--------------|---------------------|---------------------------|--------------|---------------------|--------------------|--------------|
| 231111.ALIMENTOS Y BEBIDAS PARA CONSU | 72,482.00 | 66,949.10 | 5,532.90 | 92.37 | 45,646.90 | 26,835.10 | 62.98 | 45,646.90 | 26,835.10 | 62.98 |
| 231211.VESTUARIO, ACCESORIOS Y PRENDAS | 75,544.00 | 63,000.90 | 12,543.10 | 83.40 | 63,000.90 | 12,543.10 | 83.40 | 60,358.90 | 15,185.10 | 79.90 |
| 231212.TEXTILES Y ACABADOS TEXTILES | 31,095.00 | 30,595.00 | 500.00 | 98.39 | 30,595.00 | 500.00 | 98.39 | 30,595.00 | 500.00 | 98.39 |
| 231213.CALZADO | 3,150.00 | 3,150.00 | - | 100.00 | 3,150.00 | - | 100.00 | 3,150.00 | - | 100.00 |
| 231311.COMBUSTIBLES Y CARBURANTES | 43,855.00 | 39,600.60 | 4,254.40 | 90.30 | 39,600.60 | 4,254.40 | 90.30 | - | 43,855.00 | - |
| 231312.GASES | 700.00 | - | 700.00 | - | - | 700.00 | - | - | 700.00 | - |
| 231313.LUBRICANTES, GRASAS Y AFINES | 600.00 | 600.00 | - | 100.00 | 600.00 | - | 100.00 | 600.00 | - | 100.00 |
| 231512.PAPELERIA EN GENERAL, UTILES Y M | 199,731.00 | 188,881.08 | 10,849.92 | 94.57 | 185,493.63 | 14,237.37 | 92.87 | 184,893.63 | 14,837.37 | 92.57 |
| 231531.ASEO, LIMPIEZA Y TOCADOR | 55,258.00 | 53,232.40 | 2,025.60 | 96.33 | 52,740.40 | 2,517.60 | 95.44 | 52,740.40 | 2,517.60 | 95.44 |
| 231532.DE COCINA, COMEDOR Y CAFETERIA | 4,170.00 | 4,170.00 | - | 100.00 | 4,170.00 | - | 100.00 | 4,170.00 | - | 100.00 |
| 231541.ELECTRICIDAD, ILUMINACION Y ELEC | 9,039.00 | 9,039.00 | - | 100.00 | 9,039.00 | - | 100.00 | 9,039.00 | - | 100.00 |
| 23159999.OTROS | 235.00 | 234.80 | 0.20 | 99.91 | 234.80 | 0.20 | 99.91 | 234.80 | 0.20 | 99.91 |
| 231611.DE VEHICULOS | - | - | - | - | - | - | - | - | - | - |
| 231612.DE COMUNICACIONES Y TELECOMUN | 700.00 | 700.00 | - | 100.00 | 700.00 | - | 100.00 | 700.00 | - | 100.00 |
| 231613.DE CONSTRUCCION Y MAQUINAS | 3,800.00 | 3,800.00 | - | 100.00 | 3,800.00 | - | 100.00 | 3,800.00 | - | 100.00 |
| 231614.DE SEGURIDAD | 8,844.00 | 6,124.00 | 2,720.00 | 69.24 | 6,124.00 | 2,720.00 | 69.24 | 6,124.00 | 2,720.00 | 69.24 |
| 2316199.OTROS ACCESORIOS Y REPUESTOS | 5,420.00 | 2,020.00 | 3,400.00 | 37.27 | 2,020.00 | 3,400.00 | 37.27 | 2,020.00 | 3,400.00 | 37.27 |
| 231711.ENSERES | 13,139.00 | 12,571.00 | 568.00 | 95.68 | 12,571.00 | 568.00 | 95.68 | 12,571.00 | 568.00 | 95.68 |
| 231811.VACUNAS | 526.00 | - | 526.00 | - | - | 526.00 | - | - | 526.00 | - |
| 231812.MEDICAMENTOS | 7,198.00 | 7,197.61 | 0.39 | 99.99 | 7,197.61 | 0.39 | 99.99 | 7,197.61 | 0.39 | 99.99 |
| 2318199.OTROS PRODUCTOS SIMILARES | - | - | - | - | - | - | - | - | - | - |
| 231821.MATERIAL, INSUMOS, INSTRUMENTA | 71,926.00 | 68,115.11 | 3,810.89 | 94.70 | 68,115.11 | 3,810.89 | 94.70 | 67,503.11 | 4,422.89 | 93.85 |
| 231911.LIBROS, TEXTOS Y OTROS MATERIAE | 1,834.00 | 1,834.00 | - | 100.00 | 1,834.00 | - | 100.00 | 1,834.00 | - | 100.00 |
| 231912.MATERIAL DIDACTICO, ACCESORIOS | 13,929.00 | 2,600.00 | 11,329.00 | 18.67 | 2,600.00 | 11,329.00 | 18.67 | 2,600.00 | 11,329.00 | 18.67 |
| 2319199.OTROS MATERIALES DIVERSOS DE E | 150.00 | 150.00 | - | 100.00 | 150.00 | - | 100.00 | 150.00 | - | 100.00 |
| 2319912.PRODUCTOS QUIMICOS | 80.00 | 80.00 | - | 100.00 | 80.00 | - | 100.00 | 80.00 | - | 100.00 |
| 2319913.LIBROS, DIARIOS, REVISTAS Y OTRO | 13,569.00 | 13,557.67 | 11.33 | 99.92 | 13,129.67 | 439.33 | 96.76 | 12,909.67 | 659.33 | 95.14 |
| 23199199.OTROS BIENES | 11,261.00 | 11,260.50 | 0.50 | 100.00 | 11,260.50 | 0.50 | 100.00 | 3,260.50 | 8,000.50 | 28.95 |
| 232121.PASAJES Y GASTOS DE TRANSPORTE | 2,950.00 | 2,470.00 | 480.00 | 83.73 | 1,920.00 | 1,030.00 | 65.08 | 540.00 | 2,410.00 | 18.31 |
| 232122.VIATICOS Y ASIGNACIONES POR COM | 44,241.00 | 35,229.00 | 9,012.00 | 79.63 | 34,705.00 | 9,536.00 | 78.45 | 32,446.00 | 11,795.00 | 73.34 |
| 232123.VIATICOS Y FLETES POR CAMBIO DE C | 957.00 | - | 957.00 | - | - | 957.00 | - | - | 957.00 | - |
| 2321299.OTROS GASTOS | 4,200.00 | - | 4,200.00 | - | - | 4,200.00 | - | - | 4,200.00 | - |
| 232231.CORREOS Y SERVICIOS DE MENSAJER | 7,106.00 | 4,506.00 | 2,600.00 | 63.41 | 4,506.00 | 2,600.00 | 63.41 | 1,980.00 | 5,126.00 | 27.86 |
| 232241.SERVICIO DE PUBLICIDAD | 22,000.00 | 19,900.00 | 2,100.00 | 90.45 | 19,900.00 | 2,100.00 | 90.45 | 8,850.00 | 13,150.00 | 40.23 |
| 232311.SERVICIOS DE LIMPIEZA E HIGIENE | 700.00 | - | 700.00 | - | - | 700.00 | - | - | 700.00 | - |
| 232421.DE EDIFICACIONES, OFICINAS Y ESTR | 13,233.00 | 13,232.10 | 0.90 | 99.99 | 13,232.10 | 0.90 | 99.99 | 2,732.10 | 10,500.90 | 20.65 |
| 232451.DE VEHICULOS | 48,873.00 | 47,222.14 | 1,650.86 | 96.62 | 44,581.14 | 4,291.86 | 91.22 | 26,919.14 | 21,953.86 | 55.08 |
| 232471.DE MAQUINARIAS Y EQUIPOS | 56,807.00 | 48,400.00 | 8,407.00 | 85.20 | 48,400.00 | 8,407.00 | 85.20 | 21,800.00 | 35,007.00 | 38.38 |
| 232511.DE EDIFICIOS Y ESTRUCTURAS | 60,670.00 | 57,070.00 | 3,600.00 | 94.07 | 57,070.00 | 3,600.00 | 94.07 | 56,150.00 | 4,520.00 | 92.55 |
| 2325199.DE OTROS BIENES Y ACTIVOS | 7,210.00 | 7,210.00 | - | 100.00 | 7,210.00 | - | 100.00 | 7,210.00 | - | 100.00 |
| 232631.SEGURO DE VIDA | 914.00 | 913.25 | 0.75 | 99.92 | 913.25 | 0.75 | 99.92 | 913.25 | 0.75 | 99.92 |
| 232633.SEGURO OBLIGATORIO ACCIDENTES | 5,000.00 | 5,000.00 | - | 100.00 | 5,000.00 | - | 100.00 | 5,000.00 | - | 100.00 |
| 232634.OTROS SEGUROS PERSONALES | 2,461.00 | - | 2,461.00 | - | - | 2,461.00 | - | - | 2,461.00 | - |
| 232641.GASTOS POR PRESTACIONES DE SALL | 31,100.00 | 28,500.00 | 2,600.00 | 91.64 | 28,500.00 | 2,600.00 | 91.64 | 25,500.00 | 5,600.00 | 81.99 |
| 2327101.SEMINARIOS, TALLERES Y SIMILARE | - | - | - | - | - | - | - | - | - | - |
| 2327111.EMBALAJE Y ALMACENAJE | - | - | - | - | - | - | - | - | - | - |
| 2327112.TRANSPORTE Y TRASLADO DE CARG | 5,000.00 | 5,000.00 | - | 100.00 | 5,000.00 | - | 100.00 | 5,000.00 | - | 100.00 |
| 2327115.SERVICIOS DE ALIMENTACION DE C | 21,671.00 | 18,001.50 | 3,669.50 | 83.07 | 16,424.00 | 5,247.00 | 75.79 | 14,048.00 | 7,623.00 | 64.82 |
| 2327116.SERVICIO DE IMPRESIONES, ENCUA | 61,835.00 | 50,807.62 | 11,027.38 | 82.17 | 50,357.62 | 11,477.38 | 81.44 | 50,357.62 | 11,477.38 | 81.44 |
| 23271199.SERVICIOS DIVERSOS | 66,794.00 | 4,314.00 | 62,480.00 | 6.46 | 4,314.00 | 62,480.00 | 6.46 | 4,314.00 | 62,480.00 | 6.46 |
| 23271398.OTROS SERVICIOS TÉCNICOS Y PRO | - | - | - | - | - | - | - | - | - | - |
| 2327299.OTROS SERVICIOS SIMILARES | 840.00 | - | 840.00 | - | - | 840.00 | - | - | 840.00 | - |
| 232732.REALIZADO POR PERSONAS NATURA | 2,987.00 | 2,987.00 | - | 100.00 | 2,987.00 | - | 100.00 | 2,987.00 | - | 100.00 |
| 2327499.OTROS SERVICIOS DE INFORMATICA | - | - | - | - | - | - | - | - | - | - |
| 232911.LOCACION DE SERVICIOS REALIZADO | 1,228,996.00 | 1,169,007.00 | 59,989.00 | 95.12 | 1,159,307.00 | 69,689.00 | 94.33 | 1,010,157.00 | 218,839.00 | 82.19 |
| TOTAL GENERAL | 2,344,780.00 | 2,109,232.38 | 235,547.62 | 89.95 | 2,068,180.23 | 276,599.77 | 88.20 | 1,789,082.63 | 555,697.37 | 76.30 |

| EJECUCION DE GASTOS EN SERVICIOS DE MANTENIMIENTO A NIVEL DE TODA FTE FTO, CON CORTE AL 30 DE SETIEMBRE | | | | | | | | | | |
|---|-------------------|-------------------|----------------------|--------------|-------------------|---------------------------|--------------|------------------|--------------------|--------------|
| CLASIFICADOR DE GASTOS | PIM | CERTIFICADO | SALDO AL CERTIFICADO | % AVANCE | COMPROMISO ANUAL | SALDO AL COMPROMISO ANUAL | % AVANCE | DEVENGADO | SALDO AL DEVENGADO | % AVANCE |
| 232421.DE EDIFICACIONES, OFICINAS Y ESTRUCTURAS | 42,324.00 | 13,232.10 | 29,091.90 | 31.26 | 13,232.10 | 29,091.90 | 31.26 | 2,732.10 | 39,591.90 | 6.46 |
| 232451.DE VEHICULOS | 156,504.00 | 144,814.14 | 11,689.86 | 92.53 | 76,242.14 | 80,261.86 | 48.72 | 53,935.14 | 102,568.86 | 34.46 |
| 232471.DE MAQUINARIAS Y EQUIPOS | 56,807.00 | 48,400.00 | 8,407.00 | 85.20 | 48,400.00 | 8,407.00 | 85.20 | 21,800.00 | 35,007.00 | 38.38 |
| 23271199.SERVICIOS DIVERSOS | 68,554.00 | 4,314.00 | 64,240.00 | 6.29 | 4,314.00 | 64,240.00 | 6.29 | 4,314.00 | 64,240.00 | 6.29 |
| TOTAL GENERAL | 324,189.00 | 210,760.24 | 113,428.76 | 65.01 | 142,188.24 | 182,000.76 | 43.86 | 82,781.24 | 241,407.76 | 25.53 |

| EJECUCION DE GASTOS EN SERVICIOS BASICOS A NIVEL DE TODA FTE FTO, CON CORTE AL 30 DE SETIEMBRE | | | | | | | | | | |
|--|-------------------|-------------------|----------------------|--------------|-------------------|---------------------------|--------------|-------------------|--------------------|--------------|
| CLASIFICADOR DE GASTOS | PIM | CERTIFICADO | SALDO AL CERTIFICADO | % AVANCE | COMPROMISO ANUAL | SALDO AL COMPROMISO ANUAL | % AVANCE | DEVENGADO | SALDO AL DEVENGADO | % AVANCE |
| 232211.SERVICIO DE SUMINISTRO DE ENERG | 305,033.00 | 253,930.40 | 51,102.60 | 83.25 | 227,409.80 | 77,623.20 | 74.55 | 227,409.80 | 77,623.20 | 74.55 |
| 232212.SERVICIO DE AGUA Y DESAGUE | 7,160.00 | 1,101.07 | 6,058.93 | 15.38 | 1,014.17 | 6,145.83 | 14.16 | 978.74 | 6,181.26 | 13.67 |
| 232221.SERVICIO DE TELEFONIA MOVIL | 17,200.00 | 1,500.00 | 15,700.00 | 8.72 | 1,500.00 | 15,700.00 | 8.72 | 1,200.00 | 16,000.00 | 6.98 |
| 232223.SERVICIO DE INTERNET | 58,940.00 | 57,660.00 | 1,280.00 | 97.83 | 57,660.00 | 1,280.00 | 97.83 | 38,440.00 | 20,500.00 | 65.22 |
| 232511.DE EDIFICIOS Y ESTRUCTURAS | 97,770.00 | 90,670.00 | 7,100.00 | 92.74 | 90,670.00 | 7,100.00 | 92.74 | 79,750.00 | 18,020.00 | 81.57 |
| TOTAL GENERAL | 486,103.00 | 404,861.47 | 81,241.53 | 83.29 | 378,253.97 | 107,849.03 | 77.81 | 347,778.54 | 138,324.46 | 71.54 |

| EJECUCION DE GASTOS EN FTE FTO,02-09 RECURSOS DIRECTAMENTE RECAUDADOS, CON CORTE AL 30 DE SETIEMBRE | | | | | | | | | | |
|---|----------|-------------|----------------------|----------|------------------|---------------------------|----------|-----------|--------------------|----------|
| CLASIFICADOR DE GASTOS | PIM | CERTIFICADO | SALDO AL CERTIFICADO | % AVANCE | COMPROMISO ANUAL | SALDO AL COMPROMISO ANUAL | % AVANCE | DEVENGADO | SALDO AL DEVENGADO | % AVANCE |
| 231111.ALIMENTOS Y BEBIDAS PARA CONSU | 1,000.00 | 250.00 | 750.00 | 25.00 | 250.00 | 750.00 | 25.00 | 250.00 | 750.00 | 25.00 |
| 231211.VESTUARIO, ACCESORIOS Y PRENDAS | - | - | - | - | - | - | - | - | - | - |
| 231311.COMBUSTIBLES Y CARBURANTES | 2,532.00 | - | 2,532.00 | - | - | 2,532.00 | - | - | 2,532.00 | - |
| 231312.GASES | 500.00 | - | 500.00 | - | - | 500.00 | - | - | 500.00 | - |
| 231512.PAPELERIA EN GENERAL, UTILES Y M | 2,500.00 | - | 2,500.00 | - | - | 2,500.00 | - | - | 2,500.00 | - |
| 231531.ASEO, LIMPIEZA Y TOCADOR | 1,800.00 | - | 1,800.00 | - | - | 1,800.00 | - | - | 1,800.00 | - |
| 231541.ELECTRICIDAD, ILUMINACION Y ELEC | 1,200.00 | 1,200.00 | - | 100.00 | 1,200.00 | - | 100.00 | 1,200.00 | - | 100.00 |
| 231821.MATERIAL, INSUMOS, INSTRUMENTA | 1,500.00 | - | 1,500.00 | - | - | 1,500.00 | - | - | 1,500.00 | - |
| 23199199.OTROS BIENES | 578.00 | - | 578.00 | - | - | 578.00 | - | - | 578.00 | - |
| 232212.SERVICIO DE AGUA Y DESAGUE | 2,500.00 | - | 2,500.00 | - | - | 2,500.00 | - | - | 2,500.00 | - |

| | | | | | | | | | | |
|---|------------------|------------------|------------------|--------------|------------------|------------------|--------------|------------------|------------------|--------------|
| 232231.CORREOS Y SERVICIOS DE MENSAJER | 500.00 | 94.00 | 406.00 | 18.80 | 94.00 | 406.00 | 18.80 | 94.00 | 406.00 | 18.80 |
| 232511.DE EDIFICIOS Y ESTRUCTURAS | 8,000.00 | 4,500.00 | 3,500.00 | 56.25 | 4,500.00 | 3,500.00 | 56.25 | 4,500.00 | 3,500.00 | 56.25 |
| 232633.SEGURO OBLIGATORIO ACCIDENTES | 350.00 | - | 350.00 | - | - | 350.00 | - | - | 350.00 | - |
| 2327116.SERVICIO DE IMPRESIONES, ENCUA | 2,500.00 | 1,456.00 | 1,044.00 | 58.24 | 1,456.00 | 1,044.00 | 58.24 | 1,456.00 | 1,044.00 | 58.24 |
| 23271398.OTROS SERVICIOS TÉCNICOS Y PRG | 1,950.00 | 1,950.00 | - | 100.00 | - | 1,950.00 | - | - | 1,950.00 | - |
| 232911.LOCACIÓN DE SERVICIOS REALIZADO | 21,122.00 | 15,300.00 | 5,822.00 | 72.44 | 14,000.00 | 7,122.00 | 66.28 | 11,500.00 | 9,622.00 | 54.45 |
| 254111.IMPUESTOS | 10,000.00 | 7,299.00 | 2,701.00 | 72.99 | 7,299.00 | 2,701.00 | 72.99 | 7,299.00 | 2,701.00 | 72.99 |
| TOTAL GENERAL | 58,532.00 | 32,049.00 | 26,483.00 | 54.75 | 28,799.00 | 29,733.00 | 49.20 | 26,299.00 | 32,233.00 | 44.93 |

EJECUCION DE GASTOS EN FTE FTO,03-19 RECURSOS POR OPERACIONES OFICIALES DE CREDITO

| CLASIFICADOR DE GASTOS | PIM | CERTIFICADO | SALDO AL CERTIFICADO | % AVANCE | COMPROMISO ANUAL | SALDO AL COMPROMISO ANUAL | % AVANCE | DEVENGADO | SALDO AL DEVENGADO | % AVANCE |
|--|---------------------|---------------------|----------------------|---------------|---------------------|---------------------------|--------------|---------------------|--------------------|--------------|
| 211315.PERSONAL POR SERVICIOS COMPLEN | 527,136.00 | 527,136.00 | - | 100.00 | 527,136.00 | - | 100.00 | 527,136.00 | - | 100.00 |
| 211316.PERSONAL POR ENTREGA ECONÓMIC | 182,616.00 | 182,616.00 | - | 100.00 | 182,616.00 | - | 100.00 | 182,616.00 | - | 100.00 |
| 2119311.ENTREGA ECONÓMICA POR PRESTA | 165,613.00 | 165,613.00 | - | 100.00 | 153,950.00 | 11,663.00 | 92.96 | 153,950.00 | 11,663.00 | 92.96 |
| 2327118.ENTREGA ECONÓMICA POR PRESTA | 165,613.00 | 165,613.00 | - | 100.00 | 160,087.00 | 5,526.00 | 96.66 | 160,087.00 | 5,526.00 | 96.66 |
| 2327212.ENTREGA ECONÓMICA POR PRESTA | 44,688.00 | 44,688.00 | - | 100.00 | 44,688.00 | - | 100.00 | 44,688.00 | - | 100.00 |
| 232727.SERVICIOS COMPLEMENTARIOS DE S | 321,414.00 | 321,414.00 | - | 100.00 | 321,414.00 | - | 100.00 | 321,414.00 | - | 100.00 |
| 232811.CONTRATO ADMINISTRATIVO DE SER | 1,176,773.00 | 1,176,772.84 | 0.16 | 100.00 | 1,176,772.84 | 0.16 | 100.00 | 1,176,168.30 | 604.70 | 99.95 |
| 232812.CONTRIBUCIONES A ESSALUD DE C.A | 65,487.00 | 65,486.31 | 0.69 | 100.00 | 65,486.31 | 0.69 | 100.00 | 65,486.31 | 0.69 | 100.00 |
| 232814.AGUINALDOS DE C.A.S. | - | - | - | - | - | - | - | - | - | - |
| TOTAL GENERAL | 2,649,340.00 | 2,649,339.15 | 0.85 | 100.00 | 2,632,150.15 | 17,189.85 | 99.35 | 2,631,545.61 | 17,794.39 | 99.33 |

EJECUCION DE GASTOS EN FTE FTO,04-13 DONACIONES Y TRANSFERENCIAS, CON CORTE AL 30 DE SETIEMBRE DEL AÑO 2022

| CLASIFICADOR DE GASTOS | PIM | CERTIFICADO | SALDO AL CERTIFICADO | % AVANCE | COMPROMISO ANUAL | SALDO AL COMPROMISO ANUAL | % AVANCE | DEVENGADO | SALDO AL DEVENGADO | % AVANCE |
|--|---------------------|-------------------|----------------------|--------------|-------------------|---------------------------|--------------|-------------------|--------------------|--------------|
| 231111.ALIMENTOS Y BEBIDAS PARA CONSU | 630.00 | - | 630.00 | - | - | 630.00 | - | - | 630.00 | - |
| 231311.COMBUSTIBLES Y CARBURANTES | 22,025.00 | 3,180.20 | 18,844.80 | 14.44 | 3,180.20 | 18,844.80 | 14.44 | 350.00 | 21,675.00 | 1.59 |
| 231512.PAPELERIA EN GENERAL, UTILES Y M | 90,455.00 | 84,800.32 | 5,654.68 | 93.75 | 82,969.94 | 7,485.06 | 91.73 | 82,969.94 | 7,485.06 | 91.73 |
| 231531.ASEO, LIMPIEZA Y TOCADOR | 29,567.00 | 29,567.00 | - | 100.00 | 29,567.00 | - | 100.00 | 29,567.00 | - | 100.00 |
| 231541.ELECTRICIDAD, ILUMINACIÓN Y ELEC | 920.00 | - | 920.00 | - | - | 920.00 | - | - | 920.00 | - |
| 231611.DE VEHICULOS | 634.00 | 410.00 | 224.00 | 64.67 | 410.00 | 224.00 | 64.67 | 410.00 | 224.00 | 64.67 |
| 231812.MEDICAMENTOS | 46,477.00 | 31,408.53 | 15,068.47 | 67.58 | 31,408.53 | 15,068.47 | 67.58 | 31,408.53 | 15,068.47 | 67.58 |
| 2318199.OTROS PRODUCTOS SIMILARES | 3,137.00 | 791.94 | 2,345.06 | 25.25 | 791.94 | 2,345.06 | 25.25 | 791.94 | 2,345.06 | 25.25 |
| 231821.MATERIAL, INSUMOS, INSTRUMENTA | 260,109.00 | 113,714.00 | 146,395.00 | 43.72 | 113,714.00 | 146,395.00 | 43.72 | 106,804.00 | 153,305.00 | 41.06 |
| 2319913.LIBROS, DIARIOS, REVISTAS Y OTRO | - | - | - | - | - | - | - | - | - | - |
| 2319919.OTROS BIENES | 14,850.00 | 14,850.00 | - | 100.00 | 14,850.00 | - | 100.00 | 14,850.00 | - | 100.00 |
| 232121.PASAJES Y GASTOS DE TRANSPORTE | 1,000.00 | 540.00 | 460.00 | 54.00 | 510.00 | 490.00 | 51.00 | 510.00 | 490.00 | 51.00 |
| 232122.VIATICOS Y ASIGNACIONES POR COM | 31,273.00 | 23,650.60 | 7,622.40 | 75.63 | 23,650.60 | 7,622.40 | 75.63 | 23,314.60 | 7,958.40 | 74.55 |
| 232223.SERVICIO DE INTERNET | 30,000.00 | 30,000.00 | - | 100.00 | 30,000.00 | - | 100.00 | 20,000.00 | 10,000.00 | 66.67 |
| 232421.DE EDIFICACIONES, OFICINAS Y ESTR | 29,091.00 | - | 29,091.00 | - | - | 29,091.00 | - | - | 29,091.00 | - |
| 232451.DE VEHICULOS | 41,700.00 | 31,661.00 | 10,039.00 | 75.93 | 31,661.00 | 10,039.00 | 75.93 | 27,016.00 | 14,684.00 | 64.79 |
| 232511.DE EDIFICIOS Y ESTRUCTURAS | 29,100.00 | 29,100.00 | - | 100.00 | 29,100.00 | - | 100.00 | 19,100.00 | 10,000.00 | 65.64 |
| 232512.DE VEHICULOS | 34,142.00 | 14,672.30 | 19,469.70 | 42.97 | 14,672.30 | 19,469.70 | 42.97 | 14,672.30 | 19,469.70 | 42.97 |
| 2327112.TRANSPORTE Y TRASLADO DE CARG | 228,874.00 | 163,528.00 | 65,346.00 | 71.45 | 163,528.00 | 65,346.00 | 71.45 | 99,600.26 | 129,273.74 | 43.52 |
| 2327115.SERVICIOS DE ALIMENTACION DE C | 43,466.00 | 34,202.50 | 9,263.50 | 78.69 | 34,202.50 | 9,263.50 | 78.69 | 26,294.50 | 17,171.50 | 60.49 |
| 2327116.SERVICIO DE IMPRESIONES, ENCUA | 188,861.00 | 146,079.60 | 42,781.40 | 77.35 | 146,079.60 | 42,781.40 | 77.35 | 141,204.60 | 47,656.40 | 74.77 |
| 2327117.PRESTACIÓN FUNERARIA | 96,599.00 | - | 96,599.00 | - | - | 96,599.00 | - | - | 96,599.00 | - |
| 2327199.SERVICIOS DIVERSOS | 1,760.00 | - | 1,760.00 | - | - | 1,760.00 | - | - | 1,760.00 | - |
| 232911.LOCACIÓN DE SERVICIOS REALIZADO | 59,368.00 | 45,100.00 | 14,268.00 | 75.97 | 31,600.00 | 27,768.00 | 53.23 | 22,800.00 | 36,568.00 | 38.40 |
| 263212.MOBILIARIO | 36,889.00 | 30,000.00 | 6,889.00 | 81.33 | 30,000.00 | 6,889.00 | 81.33 | - | 36,889.00 | - |
| TOTAL GENERAL | 1,320,927.00 | 827,255.99 | 493,671.01 | 62.63 | 811,895.61 | 509,031.39 | 61.46 | 661,663.67 | 659,263.33 | 50.09 |

EJECUCION DE GASTOS EN FTE FTO,05-18 CANON, SOBRECANON, REGALIAS, RENTA DE ADUANAS, CON CORTE AL 30 DE SETIEMBRE DEL 2022

| CLASIFICADOR DE GASTOS | PIM | CERTIFICADO | SALDO AL CERTIFICADO | % AVANCE | COMPROMISO ANUAL | SALDO AL COMPROMISO ANUAL | % AVANCE | DEVENGADO | SALDO AL DEVENGADO | % AVANCE |
|--|-------------------|-------------------|----------------------|--------------|------------------|---------------------------|--------------|------------------|--------------------|--------------|
| 231311.COMBUSTIBLES Y CARBURANTES | 8,610.00 | 7,991.50 | 618.50 | 92.82 | 7,991.50 | 618.50 | 92.82 | - | 8,610.00 | - |
| 231512.PAPELERIA EN GENERAL, UTILES Y M | 16,744.00 | 14,451.30 | 2,292.70 | 86.31 | 2,620.00 | 14,124.00 | 15.65 | 100.00 | 16,644.00 | 0.60 |
| 231821.MATERIAL, INSUMOS, INSTRUMENTA | 16,745.00 | 2,305.00 | 14,440.00 | 13.77 | 2,305.00 | 14,440.00 | 13.77 | 1,705.00 | 15,040.00 | 10.18 |
| 2319913.LIBROS, DIARIOS, REVISTAS Y OTRO | 1,840.00 | 1,840.00 | - | 100.00 | 1,840.00 | - | 100.00 | 1,840.00 | - | 100.00 |
| 2319919.OTROS BIENES | 3,260.00 | 3,260.00 | - | 100.00 | 3,260.00 | - | 100.00 | 2,980.00 | 280.00 | 91.41 |
| 232121.PASAJES Y GASTOS DE TRANSPORTE | 310.00 | 310.00 | - | 100.00 | 250.00 | 60.00 | 80.65 | 250.00 | 60.00 | 80.65 |
| 232122.VIATICOS Y ASIGNACIONES POR COM | 2,331.00 | 1,071.00 | 1,260.00 | 45.95 | 1,071.00 | 1,260.00 | 45.95 | 1,071.00 | 1,260.00 | 45.95 |
| 2322399.OTROS SERVICIOS DE COMUNICACI | 2,399.00 | 2,399.00 | - | 100.00 | 2,399.00 | - | 100.00 | 2,399.00 | - | 100.00 |
| 232451.DE VEHICULOS | 65,931.00 | 65,931.00 | - | 100.00 | - | 65,931.00 | - | - | 65,931.00 | - |
| 2327115.SERVICIOS DE ALIMENTACION DE C | 2,620.00 | 2,130.00 | 490.00 | 81.30 | 2,130.00 | 490.00 | 81.30 | 2,130.00 | 490.00 | 81.30 |
| 2327116.SERVICIO DE IMPRESIONES, ENCUA | 6,704.00 | 6,278.66 | 425.34 | 93.66 | 6,278.66 | 425.34 | 93.66 | 5,878.66 | 825.34 | 87.69 |
| 232911.LOCACIÓN DE SERVICIOS REALIZADO | 4,500.00 | 3,000.00 | 1,500.00 | 66.67 | 3,000.00 | 1,500.00 | 66.67 | 1,500.00 | 3,000.00 | 33.33 |
| 263212.MOBILIARIO | 8,229.00 | 8,075.00 | 154.00 | 98.13 | 8,075.00 | 154.00 | 98.13 | 1,560.00 | 6,669.00 | 18.96 |
| 263221.MAQUINAS Y EQUIPOS | 511.00 | 500.00 | 11.00 | 97.85 | 500.00 | 11.00 | 97.85 | 500.00 | 11.00 | 97.85 |
| 263242.EQUIPOS | 33,101.00 | - | 33,101.00 | - | - | 33,101.00 | - | - | 33,101.00 | - |
| 263291.AIRE ACONDICIONADO Y REFRIGERA | 3,000.00 | 3,000.00 | - | 100.00 | - | 3,000.00 | - | - | 3,000.00 | - |
| 263295.EQUIPOS E INSTRUMENTOS DE MED | 2,500.00 | 1,830.00 | 670.00 | 73.20 | 1,830.00 | 670.00 | 73.20 | 1,830.00 | 670.00 | 73.20 |
| TOTAL GENERAL | 179,335.00 | 124,372.46 | 54,962.54 | 69.35 | 43,550.16 | 135,784.84 | 24.28 | 23,743.66 | 155,591.34 | 13.24 |