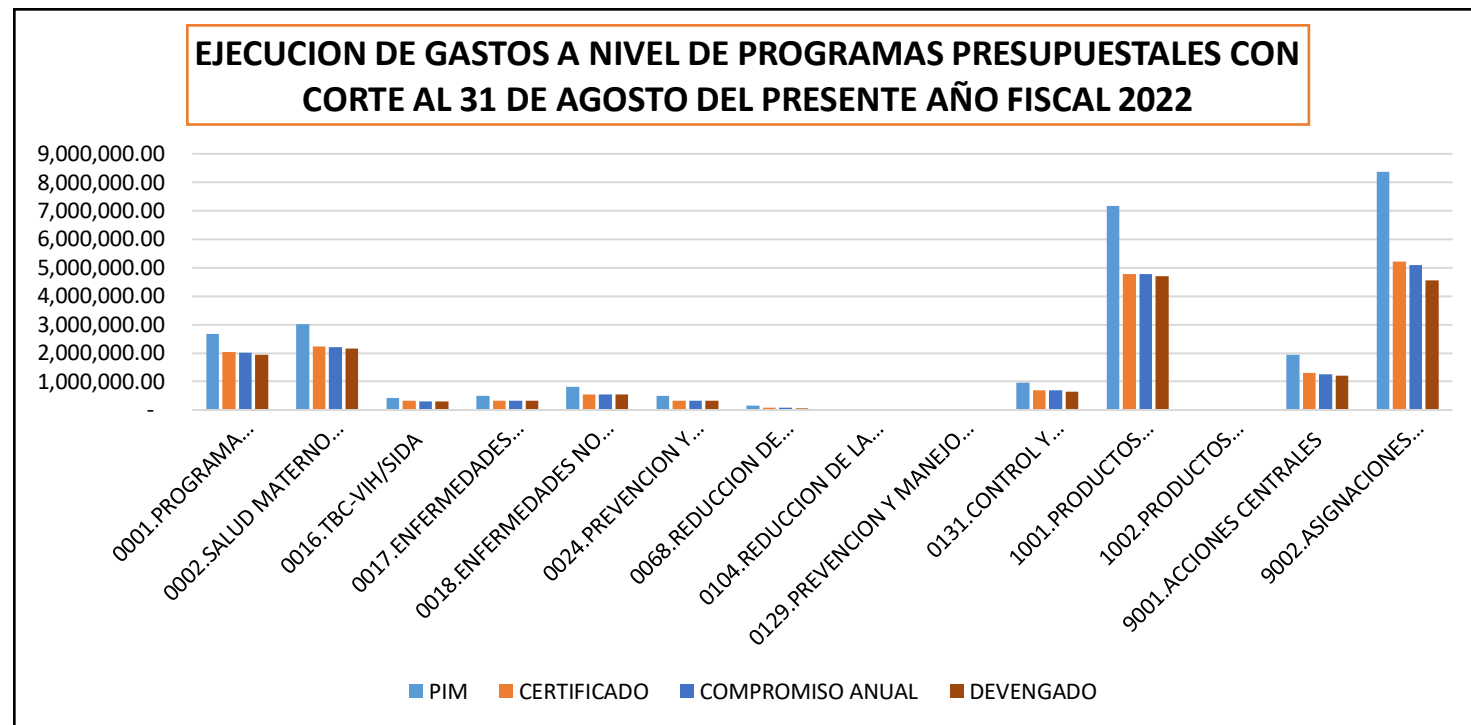
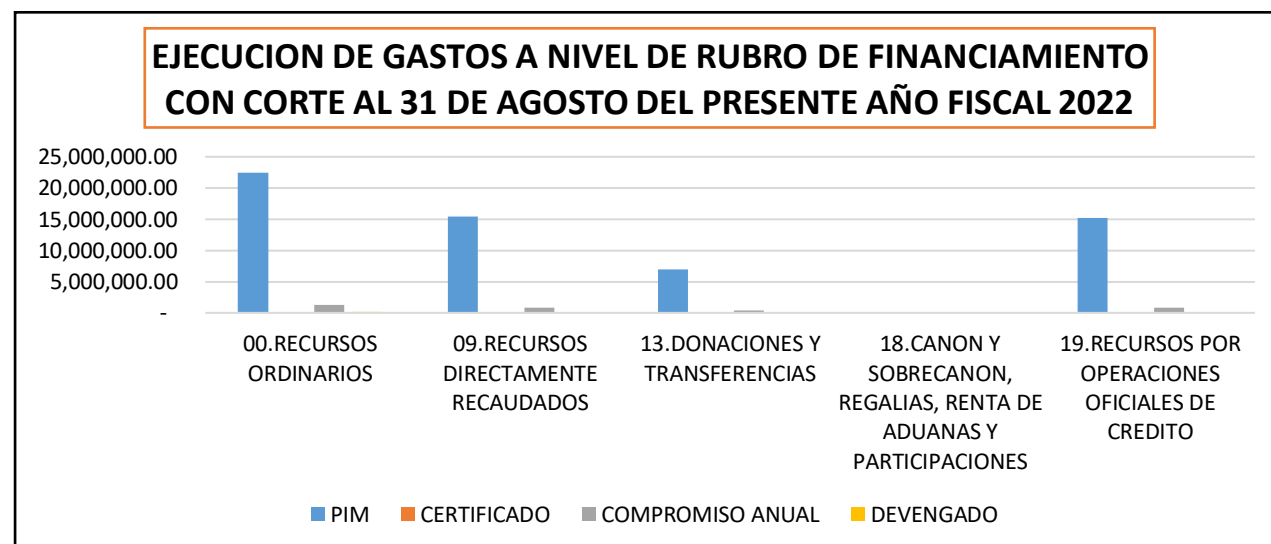


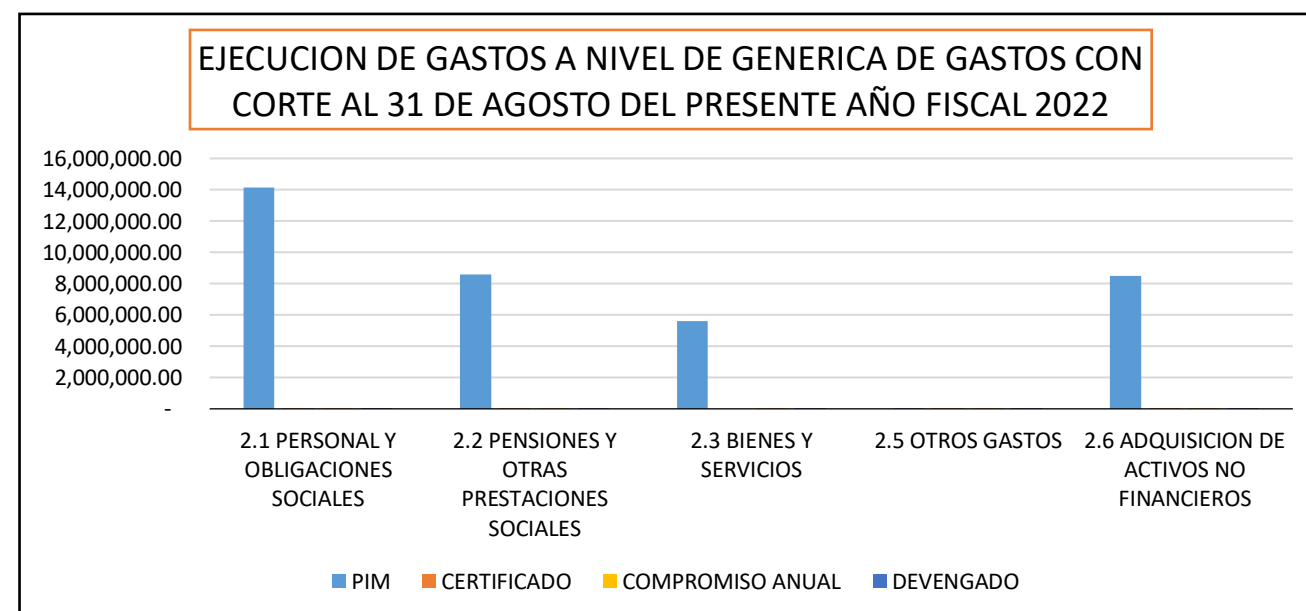
| EJECUCION DE GASTOS A NIVEL DE PROGRAMAS PRESUPUESTALES CON CORTE AL 31 DE AGOSTO DEL PRESENTE AÑO FISCAL 2022 | | | | | | | | | | |
|--|----------------------|----------------------|----------------------|--------------|----------------------|---------------------------|--------------|----------------------|---------------------|--------------|
| PROGRAMA PRESUPUESTAL | PIM | CERTIFICADO | SALDO AL CERTIFICADO | % AVANCE | COMPROMISO ANUAL | SALDO AL COMPROMISO ANUAL | % AVANCE | DEVENGADO | SALDO AL DEVENGADO | % AVANCE |
| 0001.PROGRAMA ARTICULADO NUTRICIONAL | 2,683,389.00 | 2,026,493.92 | 656,895.08 | 75.52 | 2,021,911.29 | 661,477.71 | 75.35 | 1,943,434.47 | 739,954.53 | 72.42 |
| 0002.SALUD MATERNO NEONATAL | 3,023,726.00 | 2,244,395.31 | 779,330.69 | 74.23 | 2,219,267.05 | 804,458.95 | 73.40 | 2,148,429.05 | 875,296.95 | 71.05 |
| 0016.TBC-VIH/SIDA | 411,919.00 | 316,132.33 | 95,786.67 | 76.75 | 312,501.77 | 99,417.23 | 75.86 | 307,625.77 | 104,293.23 | 74.68 |
| 0017.ENFERMEDADES METAXENICAS Y ZONOSIS | 487,686.00 | 332,380.98 | 155,305.02 | 68.15 | 332,379.85 | 155,306.15 | 68.15 | 328,955.85 | 158,730.15 | 67.45 |
| 0018.ENFERMEDADES NO TRANSMISIBLES | 818,289.00 | 549,875.31 | 268,413.69 | 67.20 | 549,833.08 | 268,455.92 | 67.19 | 541,381.08 | 276,907.92 | 66.16 |
| 0024.PREVENCIÓN Y CONTROL DEL CÁNCER | 503,394.00 | 330,482.00 | 172,912.00 | 65.65 | 329,595.89 | 173,798.11 | 65.47 | 323,234.69 | 180,159.31 | 64.21 |
| 0068.REDUCCIÓN DE VULNERABILIDAD Y ATENCIÓN DE EMERGENCIAS PSICOLÓGICAS | 147,921.00 | 86,320.21 | 61,600.79 | 58.36 | 84,014.54 | 63,906.46 | 56.80 | 52,114.54 | 95,806.46 | 35.23 |
| 0104.REDUCCIÓN DE LA MORTALIDAD POR EMERGENCIAS Y URGENCIAS | 43,335.00 | 43,202.30 | 132.70 | 99.69 | 37,259.72 | 6,075.28 | 85.98 | 28,249.52 | 15,085.48 | 65.19 |
| 0129.PREVENCIÓN Y MANEJO DE CONDICIONES SECUNDARIAS DE SALUD | 1,240.00 | 1,238.44 | 1.56 | 99.87 | 970.38 | 269.62 | 78.26 | 970.38 | 269.62 | 78.26 |
| 0131.CONTROL Y PREVENCIÓN EN SALUD MENTAL | 971,887.00 | 700,802.86 | 271,084.14 | 72.11 | 687,850.24 | 284,036.76 | 70.77 | 647,824.24 | 324,062.76 | 66.66 |
| 1001.PRODUCTOS ESPECÍFICOS PARA DESARROLLO INFANTIL TEMPRANO | 7,161,596.00 | 4,786,368.34 | 2,375,227.66 | 66.83 | 4,763,332.01 | 2,398,263.99 | 66.51 | 4,697,857.63 | 2,463,738.37 | 65.60 |
| 1002.PRODUCTOS ESPECÍFICOS PARA REDUCCIÓN DE LA VIOLENCIA CONTRA LA MUJER | 19,985.00 | 19,784.20 | 200.80 | 99.00 | 9,649.00 | 10,336.00 | 48.28 | 8,849.00 | 11,136.00 | 44.28 |
| 9001.ACCIONES CENTRALES | 1,927,903.00 | 1,312,562.49 | 615,340.51 | 68.08 | 1,244,285.61 | 683,617.39 | 64.54 | 1,208,441.62 | 719,461.38 | 62.68 |
| 9002.ASIGNACIONES PRESUPUESTARIAS QUE NO RESULTAN EN PRODUCTOS | 8,359,316.00 | 5,208,058.31 | 3,151,257.69 | 62.30 | 5,082,086.30 | 3,277,229.70 | 60.80 | 4,542,920.32 | 3,816,395.68 | 54.35 |
| TOTAL GENERAL | 26,561,586.00 | 17,958,097.00 | 8,603,489.00 | 67.61 | 17,674,936.73 | 8,886,649.27 | 66.54 | 16,810,804.36 | 9,750,781.64 | 63.29 |



| EJECUCION DE GASTOS A NIVEL DE RUBRO DE FINANCIAMIENTO CON CORTE AL 31 DE AGOSTO DEL PRESENTE AÑO FISCAL 2022 | | | | | | | | | | |
|---|----------------------|----------------------|----------------------|--------------|----------------------|---------------------------|--------------|----------------------|---------------------|--------------|
| RUBRO | PIM | CERTIFICADO | SALDO AL CERTIFICADO | % AVANCE | COMPROMISO ANUAL | SALDO AL COMPROMISO ANUAL | % AVANCE | DEVENGADO | SALDO AL DEVENGADO | % AVANCE |
| 00.RECURSOS ORDINARIOS | 22,446,206.00 | 15,438,243.50 | 7,007,962.50 | 68.78 | 15,258,437.81 | 7,187,768.19 | 67.98 | 14,586,767.85 | 7,859,438.15 | 64.99 |
| 09.RECURSOS DIRECTAMENTE RECAUDADOS | 58,532.00 | 25,759.00 | 32,773.00 | 44.01 | 25,759.00 | 32,773.00 | 44.01 | 52,475.20 | 6,056.80 | 89.65 |
| 13.DONACIONES Y TRANSFERENCIAS | 1,228,173.00 | 810,488.99 | 417,684.01 | 65.99 | 799,628.61 | 428,544.39 | 65.11 | 603,665.04 | 624,507.96 | 49.15 |
| 18.CANON Y SOBRECANON, REGALIAS, RENTA DE ADUANAS Y PARTICIPACIONES | 179,335.00 | 110,120.36 | 69,214.64 | 61.40 | 34,815.16 | 144,519.84 | 19.41 | 12,204.66 | 167,130.34 | 6.81 |
| 19.RECURSOS POR OPERACIONES OFICIALES DE CREDITO | 2,649,340.00 | 1,573,485.15 | 1,075,854.85 | 59.39 | 1,556,296.15 | 1,093,043.85 | 58.74 | 1,555,691.61 | 1,093,648.39 | 58.72 |
| TOTAL GENERAL | 26,561,586.00 | 17,958,097.00 | 8,603,489.00 | 67.61 | 17,674,936.73 | 8,886,649.27 | 66.54 | 16,810,804.36 | 9,750,781.64 | 63.29 |



| EJECUCION DE GASTOS A NIVEL DE GENERICA DE GASTOS CON CORTE AL 31 DE AGOSTO DEL PRESENTE AÑO FISCAL 2022 | | | | | | | | | | |
|--|----------------------|----------------------|----------------------|--------------|----------------------|---------------------------|--------------|----------------------|---------------------|--------------|
| GENERICA DE GASTOS | PIM | CERTIFICADO | SALDO AL CERTIFICADO | % AVANCE | COMPROMISO ANUAL | SALDO AL COMPROMISO ANUAL | % AVANCE | DEVENGADO | SALDO AL DEVENGADO | % AVANCE |
| 2.1 PERSONAL Y OBLIGACIONES SOCIALES | 14,156,125.00 | 8,563,617.67 | 5,592,507.33 | 60.49 | 8,511,954.67 | 5,644,170.33 | 60.13 | 8,506,383.05 | 5,649,741.95 | 60.09 |
| 2.2 PENSIONES Y OTRAS PRESTACIONES SOCIALES | 16,757.00 | 16,757.00 | - | 100.00 | 11,975.36 | 4,781.64 | 71.46 | 11,975.36 | 4,781.64 | 71.46 |
| 2.3 BIENES Y SERVICIOS | 12,334,144.00 | 9,333,973.33 | 3,000,170.67 | 75.68 | 9,107,257.70 | 3,226,886.30 | 73.84 | 8,251,280.75 | 4,082,863.25 | 66.90 |
| 2.5 OTROS GASTOS | 10,000.00 | 6,759.00 | 3,241.00 | 67.59 | 6,759.00 | 3,241.00 | 67.59 | 6,759.00 | 3,241.00 | 67.59 |
| 2.6 ADQUISICION DE ACTIVOS NO FINANCIEROS | 44,560.00 | 36,990.00 | 7,570.00 | 83.01 | 36,990.00 | 7,570.00 | 83.01 | 3,890.00 | 40,670.00 | 8.73 |
| TOTAL GENERAL | 26,561,586.00 | 17,958,097.00 | 8,603,489.00 | 67.61 | 17,674,936.73 | 8,886,649.27 | 66.54 | 16,810,804.36 | 9,750,781.64 | 63.29 |



| EJECUCION DE GASTOS EN LA G.G 2.3 BIENES Y SERVICIOS DE LA FTE.FTO RO: RECURSOS ORDINARIOS, CORTE AL 31 DE AGOSTO DEL PRESENTE AÑO FISCAL 2022 | | | | | | | | | | |
|--|------------|-------------|----------------------|----------|------------------|---------------------------|----------|------------|--------------------|----------|
| CLASIFICADOR DE GASTOS | PIM | CERTIFICADO | SALDO AL CERTIFICADO | % AVANCE | COMPROMISO ANUAL | SALDO AL COMPROMISO ANUAL | % AVANCE | DEVENGADO | SALDO AL DEVENGADO | % AVANCE |
| 231111.ALIMENTOS Y BEBIDAS PARA CONSUMO HUMANO | 64,876.00 | 64,872.90 | 3.10 | 100.00 | 45,646.90 | 19,229.10 | 70.36 | 45,646.90 | 19,229.10 | 70.36 |
| 231211.VESTUARIO, ACCESORIOS Y PRENDAS DIVERSAS | 63,714.00 | 60,358.90 | 3,355.10 | 94.73 | 60,358.90 | 3,355.10 | 94.73 | 43,128.90 | 20,585.10 | 67.69 |
| 231212.TEXTILES Y ACABADOS TEXTILES | 31,095.00 | 30,595.00 | 500.00 | 98.39 | 30,595.00 | 500.00 | 98.39 | 30,595.00 | 500.00 | 98.39 |
| 231213.CALZADO | 3,150.00 | 3,150.00 | - | 100.00 | 3,150.00 | - | 100.00 | - | 3,150.00 | - |
| 231311.COMBUSTIBLES Y CARBURANTES | 95,896.00 | 90,583.10 | 5,312.90 | 94.46 | 15,630.60 | 80,265.40 | 16.30 | - | 95,896.00 | - |
| 231313.LUBRICANTES, GRASAS Y AFINES | 600.00 | 600.00 | - | 100.00 | 600.00 | - | 100.00 | 600.00 | - | 100.00 |
| 231512.PAPELERIA EN GENERAL, UTILES Y MATERIALES DE OFICINA | 188,514.00 | 185,790.58 | 2,723.42 | 98.56 | 185,423.63 | 3,090.37 | 98.36 | 183,378.64 | 5,135.36 | 97.28 |
| 231531.ASEO, LIMPIEZA Y TOCADOR | 59,022.00 | 52,740.40 | 6,281.60 | 89.36 | 52,740.40 | 6,281.60 | 89.36 | 48,514.40 | 10,507.60 | 82.20 |
| 231532.DE COCINA, COMEDOR Y CAFETERIA | 4,270.00 | 4,170.00 | 100.00 | 97.66 | 4,170.00 | 100.00 | 97.66 | 4,170.00 | 100.00 | 97.66 |

| | | | | | | | | | | |
|---|---------------------|-------------------|-------------------|--------------|-------------------|-------------------|--------------|-------------------|-------------------|--------------|
| 232911.LOCACIÓN DE SERVICIOS REALIZADOS POR PERSONAS NATURALE | 59,368.00 | 40,600.00 | 18,768.00 | 68.39 | 31,600.00 | 27,768.00 | 53.23 | 17,000.00 | 42,368.00 | 28.63 |
| 263212.MOBILIARIO | 36,889.00 | 30,000.00 | 6,889.00 | 81.33 | 30,000.00 | 6,889.00 | 81.33 | - | 36,889.00 | - |
| TOTAL GENERAL | 1,228,173.00 | 810,488.99 | 417,684.01 | 65.99 | 799,628.61 | 428,544.39 | 65.11 | 603,665.04 | 624,507.96 | 49.15 |

EJECUCION DE GASTOS EN LA FTE.FTO 05-18: RECURSOS DETERMINADOS, CORTE AL 31 DE AGOSTO DEL PRESENTE AÑO FISCAL 2022

| CLASIFICADOR DE GASTOS | PIM | CERTIFICADO | SALDO AL CERTIFICADO | % AVANCE | COMPROMISO ANUAL | SALDO AL COMPROMISO ANUAL | % AVANCE | DEVENGADO | SALDO AL DEVENGADO | % AVANCE |
|---|-------------------|-------------------|----------------------|--------------|------------------|---------------------------|--------------|------------------|--------------------|-------------|
| 231311.COMBUSTIBLES Y CARBURANTES | 8,610.00 | 7,991.50 | 618.50 | 92.82 | 7,991.50 | 618.50 | 100.00 | - | 8,610.00 | - |
| 231512.PAPELERIA EN GENERAL, UTILES Y MATERIALES DE OFICINA | 12,207.00 | 11,894.20 | 312.80 | 97.44 | 2,580.00 | 9,627.00 | 21.69 | 60.00 | 12,147.00 | 0.49 |
| 231821.MATERIAL, INSUMOS, INSTRUMENTAL Y ACCESORIOS MEDICOS, | 59,515.00 | 2,305.00 | 57,210.00 | 3.87 | 2,305.00 | 57,210.00 | 100.00 | 220.00 | 59,295.00 | 0.37 |
| 2319913.LIBROS, DIARIOS, REVISTAS Y OTROS BIENES IMPRESOS NO VINC | 1,940.00 | 1,840.00 | 100.00 | 94.85 | 1,840.00 | 100.00 | 100.00 | - | 1,940.00 | - |
| 23199199.OTROS BIENES | 3,180.00 | 2,980.00 | 200.00 | 93.71 | 2,980.00 | 200.00 | 100.00 | 2,980.00 | 200.00 | 93.71 |
| 232121.PASAJES Y GASTOS DE TRANSPORTE | 1,672.00 | 310.00 | 1,362.00 | 18.54 | 250.00 | 1,422.00 | 80.65 | 250.00 | 1,422.00 | 14.95 |
| 232122.VIATICOS Y ASIGNACIONES POR COMISION DE SERVICIO | 5,506.00 | 1,071.00 | 4,435.00 | 19.45 | 1,071.00 | 4,435.00 | 100.00 | 1,071.00 | 4,435.00 | 19.45 |
| 2322399.OTROS SERVICIOS DE COMUNICACION | 2,399.00 | 2,399.00 | - | 100.00 | 2,399.00 | - | 100.00 | - | 2,399.00 | - |
| 232451.DE VEHICULOS | 65,931.00 | 65,931.00 | - | 100.00 | - | 65,931.00 | - | - | 65,931.00 | - |
| 2327115.SERVICIOS DE ALIMENTACION DE CONSUMO HUMANO | 3,000.00 | 2,130.00 | 870.00 | 71.00 | 2,130.00 | 870.00 | 100.00 | 2,130.00 | 870.00 | 71.00 |
| 2327116.SERVICIO DE IMPRESIONES, ENCUADERNACION Y EMPASTADO | 6,304.00 | 5,878.66 | 425.34 | 93.25 | 5,878.66 | 425.34 | 100.00 | 1,603.66 | 4,700.34 | 25.44 |
| 232911.LOCACIÓN DE SERVICIOS REALIZADOS POR PERSONAS NATURALE | 4,500.00 | 1,500.00 | 3,000.00 | 33.33 | 1,500.00 | 3,000.00 | 100.00 | - | 4,500.00 | - |
| 263212.MOBILIARIO | 1,560.00 | 1,560.00 | - | 100.00 | 1,560.00 | - | 100.00 | 1,560.00 | - | 100.00 |
| 263221.MAQUINAS Y EQUIPOS | 511.00 | 500.00 | 11.00 | 97.85 | 500.00 | 11.00 | 100.00 | 500.00 | 11.00 | 97.85 |
| 263242.EQUIPOS | - | - | - | - | - | - | - | - | - | - |
| 263295.EQUIPOS E INSTRUMENTOS DE MEDICION | 2,500.00 | 1,830.00 | 670.00 | 73.20 | 1,830.00 | 670.00 | 100.00 | 1,830.00 | 670.00 | 73.20 |
| TOTAL GENERAL | 179,335.00 | 110,120.36 | 69,214.64 | 61.40 | 34,815.16 | 144,519.84 | 31.62 | 12,204.66 | 167,130.34 | 6.81 |